



The Bidvest Tank Terminals Schools Project was well positioned and equipped to respond to the learning and schooling disruptions that have taken place since the onset of the COVID-19 pandemic.

A revised project model has been implemented since July 2020 using appropriate technology and aided by unique research driven insights.

The focus is to support core curriculum. Literacy and numeracy have been prioritised as key areas to assist, as children are most likely to be held back in their educational and academic development if foundational knowledge is not acquired at key learning points.

3rd Term Review

Fynnland Primary School

Introduction to the programme and transfer of skills to utilise the technology for teaching.

Focus areas:

- Foundation Phase – literacy
- Intermediate Phase - numeracy
- Senior Phase - numeracy

Mrs Pattinson highlighted the need for extra assistance after reviewing the latest assessment results. The disruption and loss of teaching time due to COVID-19 has had a severe impact. We look forward to assisting and tracking the progress at Fynnland.



Bushlands Primary School

Learners are still only attending school every alternate day due to space limitations and educator constraints. The loss of teaching time continues to impact learner progress. We are pleased to report that despite the challenges, learners active on the programme are making significant progress.

HARDWARE & SOFTWARE

- 36 x 8.7" tablets
- OS – Android 11
- Trolley V2
- Device Management – Esper
- Offline Content – FTM, Akili, Kolibri
- Online Content – Reflective & Kit Kit

- 36 x 8" tablets
- OS – Android 11
- Trolley V1
- Device Management – Zinduna
- Offline Content – FTM, Akili, Kolibri
- Online Content – Reflective

Highlights of the 3rd term:

An average improvement of **2 grade levels**
by learners attending the sessions.
An increase in learners accessing the program remotely.



Reading the Learner Journeys:

A Learner's Journey consists of 7 threads of Mathematics.

The goal is for each learner to reach their respective grade level across all threads.

Navy blue shows the grade level achieved after the first assessment.

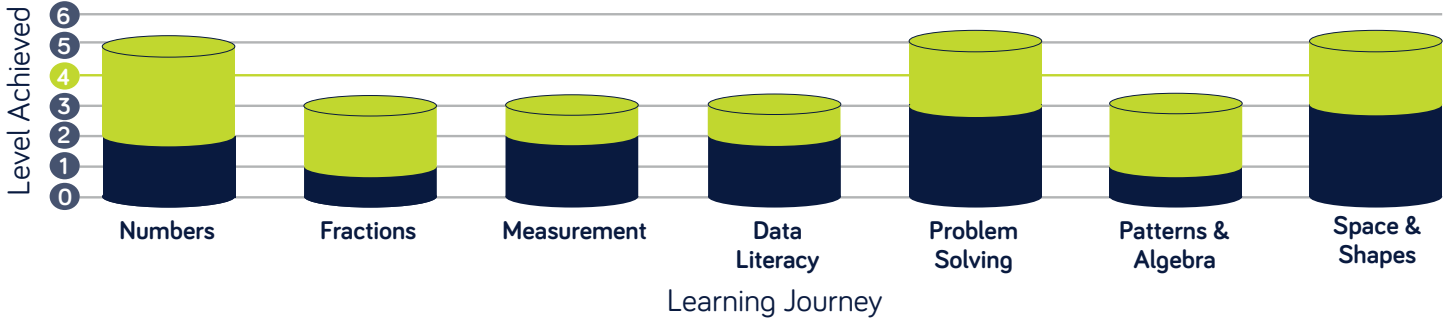
Green shows the improvements that the learner has achieved through the catch-up lessons and re-assessments.

GRADE 4 HIGHLIGHTS

Wandile M.

Re-assessments complete - 44

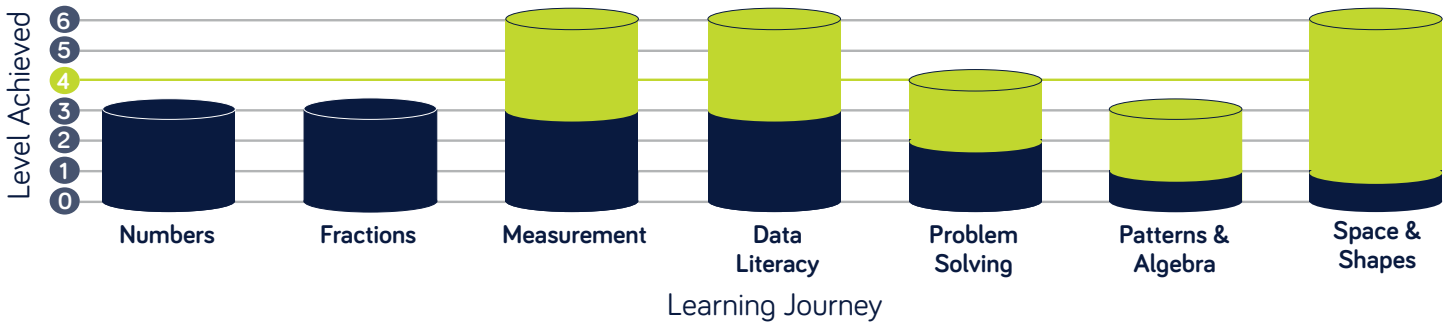
Average Improvement - 1.57 grade levels



Lwandle Z.

Re-assessments complete - 47

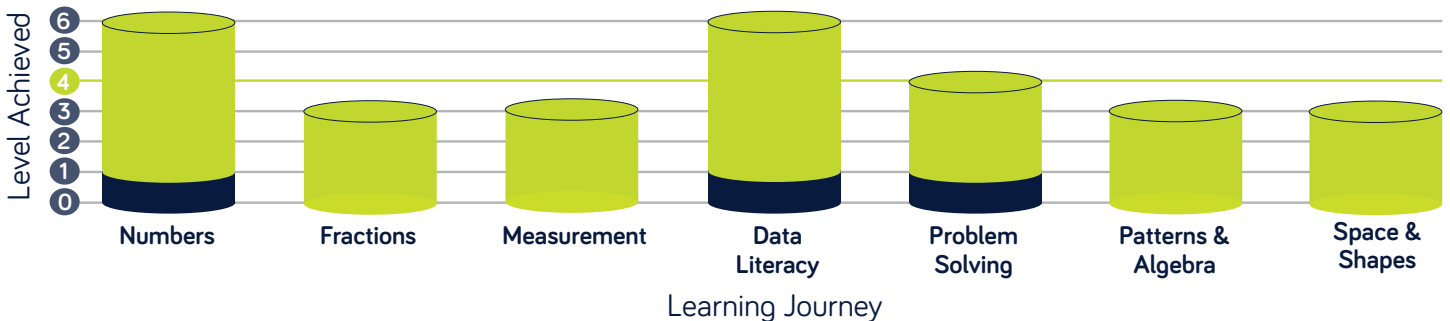
Average Improvement - 2.00 grade levels



Amahle K.

Re-assessments complete - 68

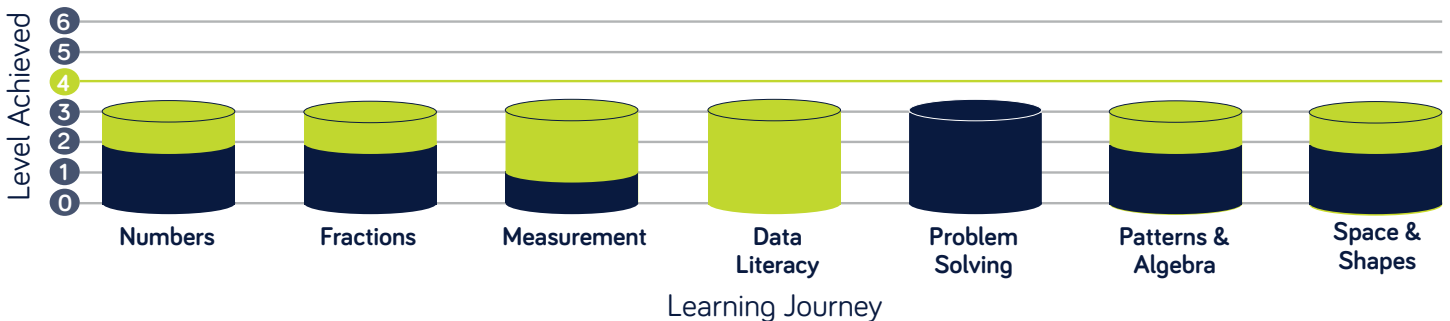
Average Improvement - 2.71 grade levels



Zekhethelo M.

Re-assessments complete - 101

Average Improvement - 1.28 grade levels

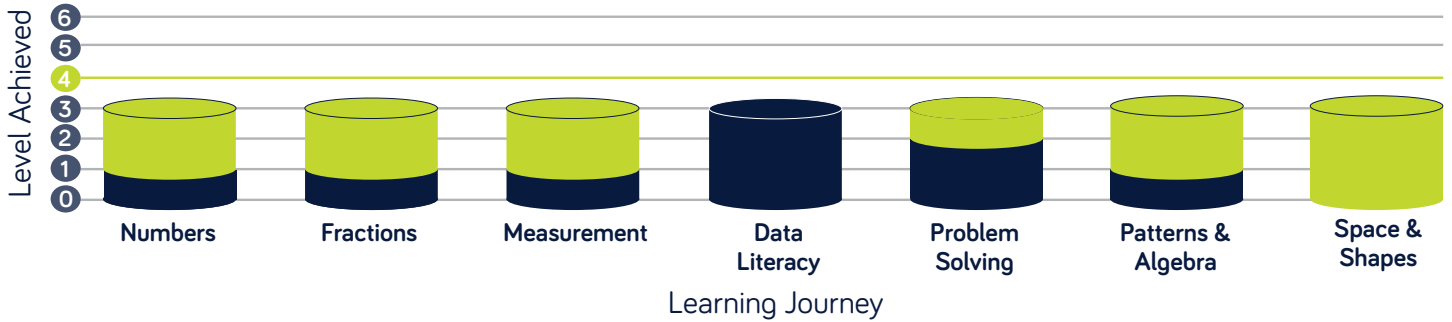


GRADE 4 HIGHLIGHTS

Nkululeko K.

Re-assessments complete – 81

Average Improvement – 1.71 grade levels

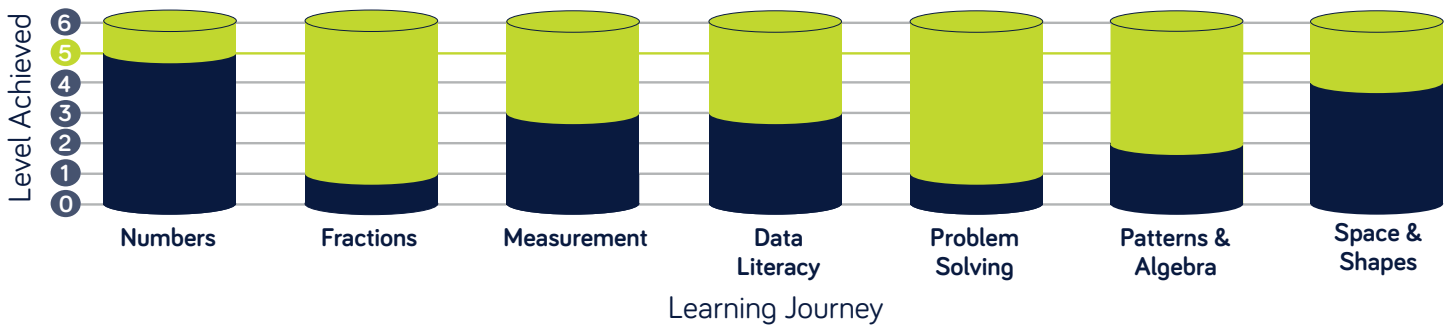


GRADE 5 HIGHLIGHTS

Amogelang T.

Re-assessments complete – 121

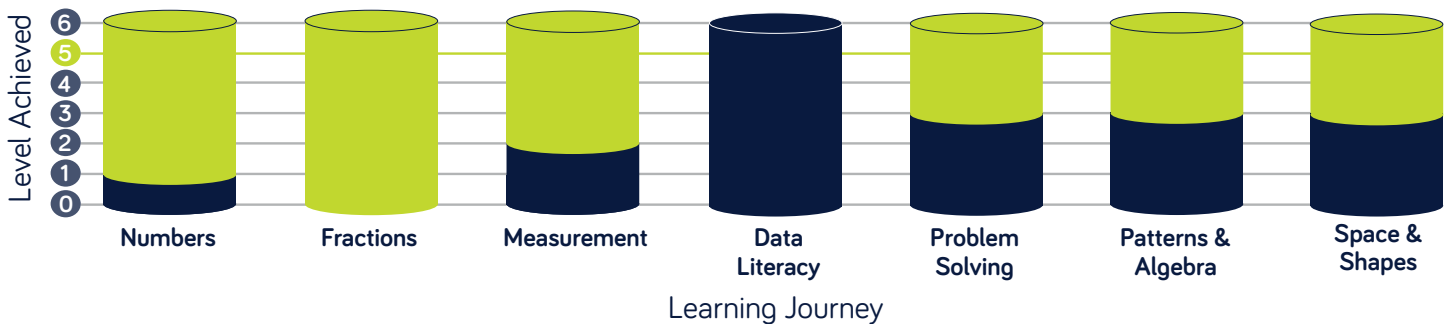
Average Improvement – 3.28 grade levels



Nelisiwe E.

Re-assessments complete – 60

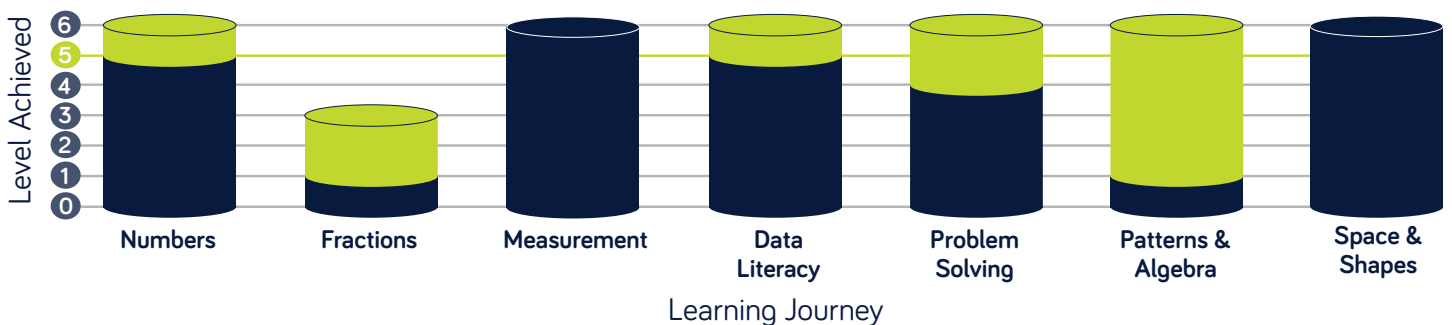
Average Improvement – 3.48 grade levels



Vigo O'Reilly S.

Re-assessments complete – 40

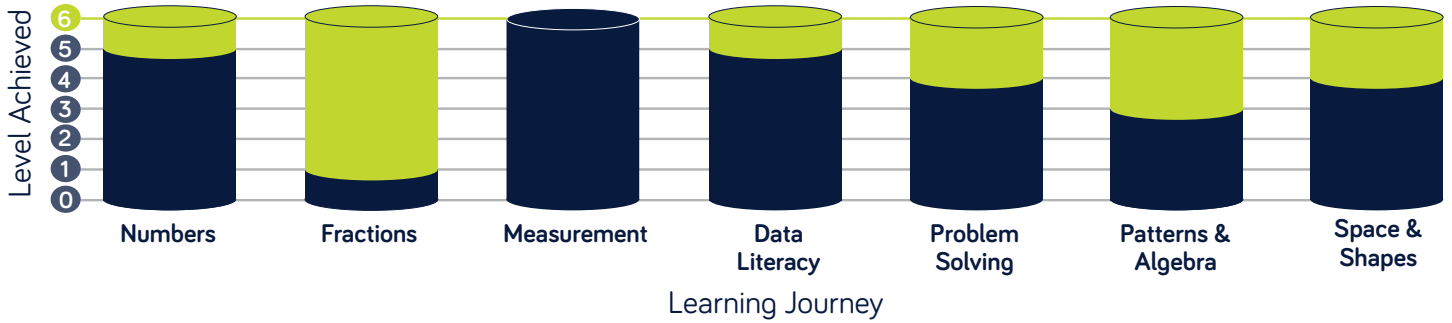
Average Improvement – 1.57 grade levels



GRADE 6 HIGHLIGHTS

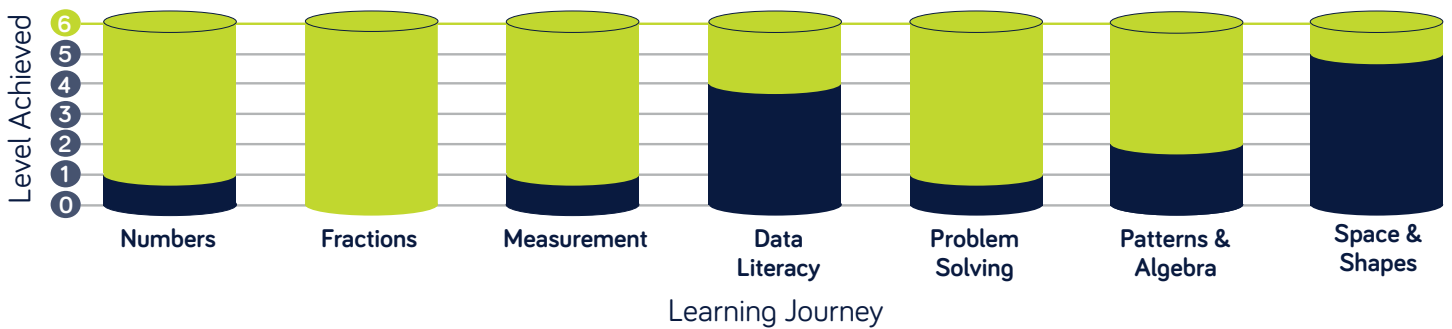
Khethelo D.

Re-assessments complete - 76
Average Improvement - 2.00 grade levels




Nastascha S.

Re-assessments complete - 67
Average Improvement - 3.28 grade levels



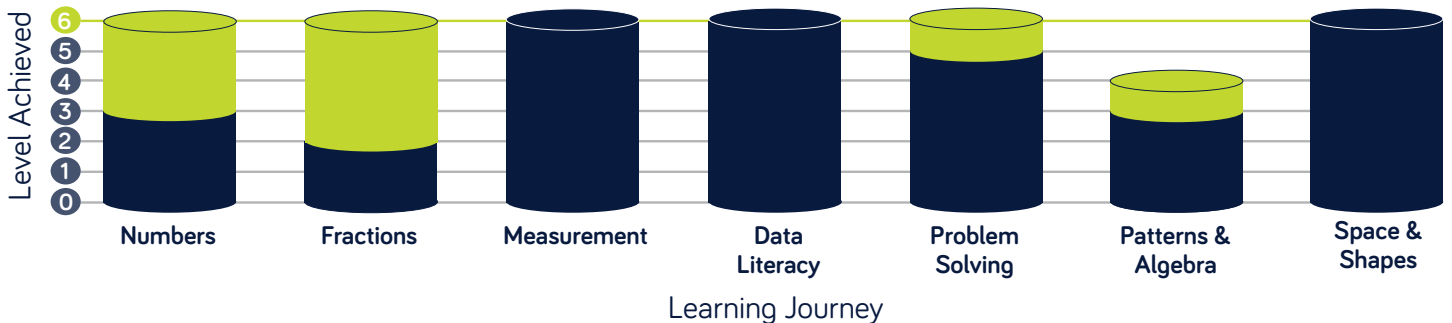
Hailey P.

Re-assessments complete - 55
Average Improvement - 3.28 grade levels



Saieshan N.

Re-assessments complete - 46
Average Improvement - 1.00 grade levels

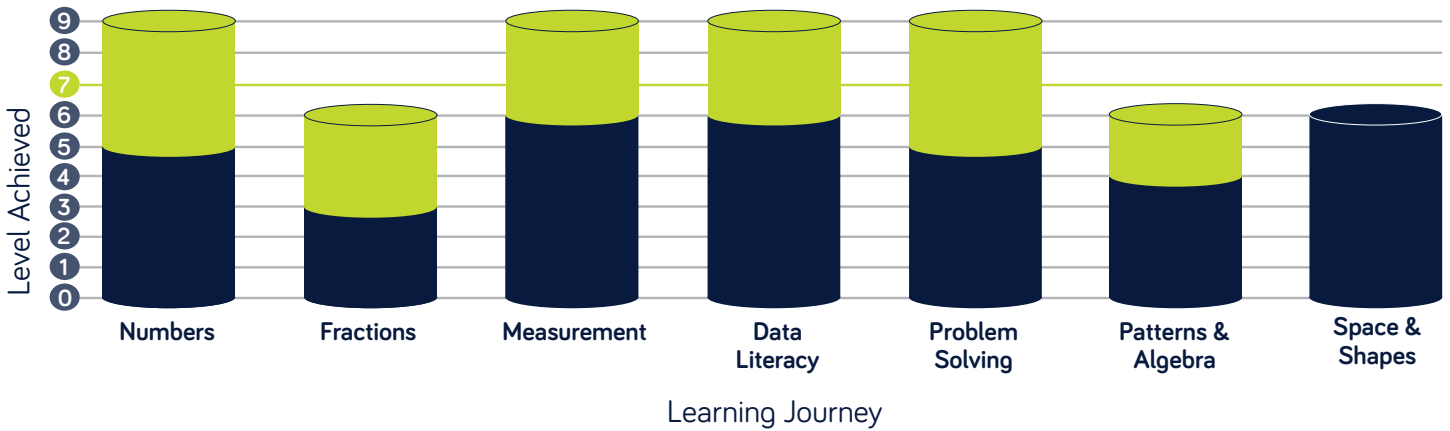


GRADE 7 HIGHLIGHTS

Tristyn S.

Re-assessments complete - 64

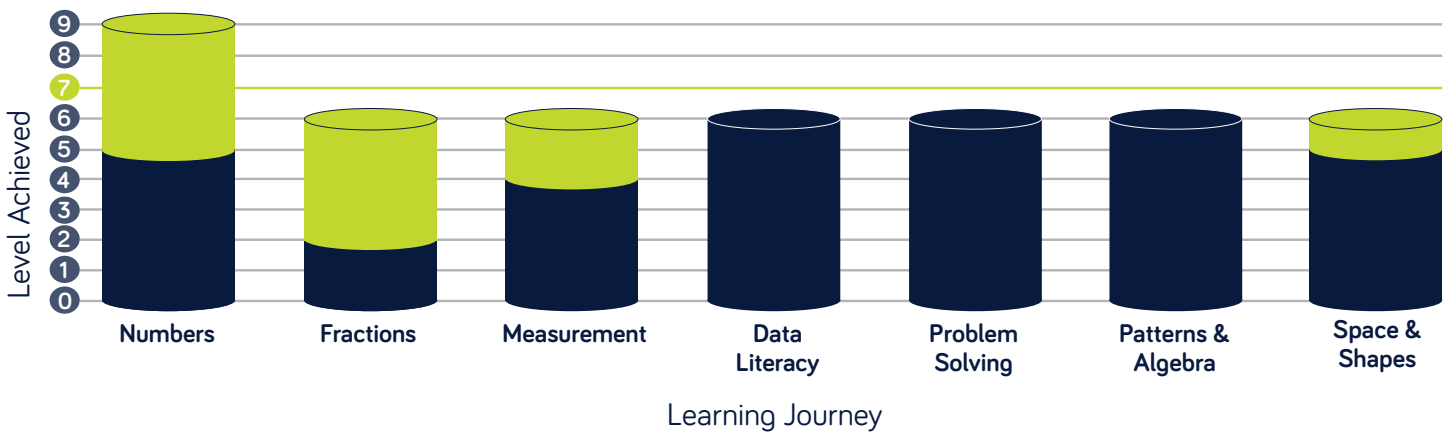
Average Improvement - 2.42 grade levels



Ayabonga M.

Re-assessments complete - 71

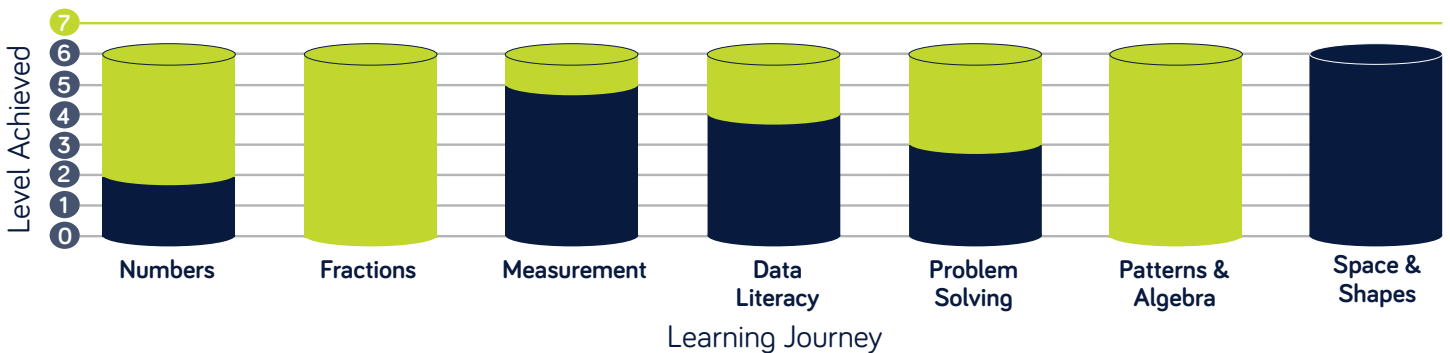
Average Improvement - 1.14 grade levels



Morgan G.

Re-assessments complete - 23

Average Improvement - 3.14 grade levels

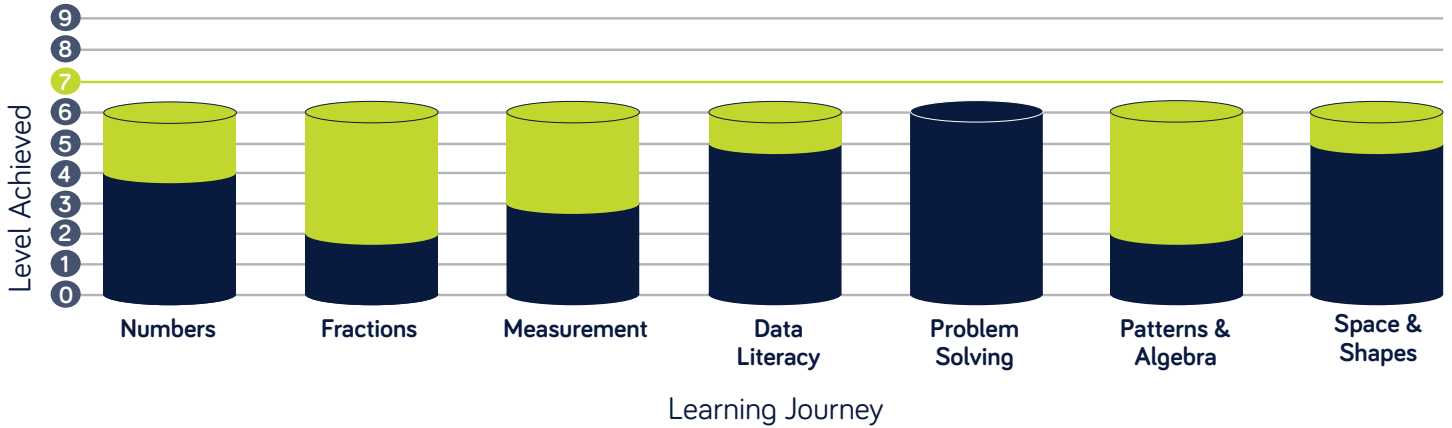


GRADE 7 HIGHLIGHTS

Makayla K.

Re-assessments complete - 46

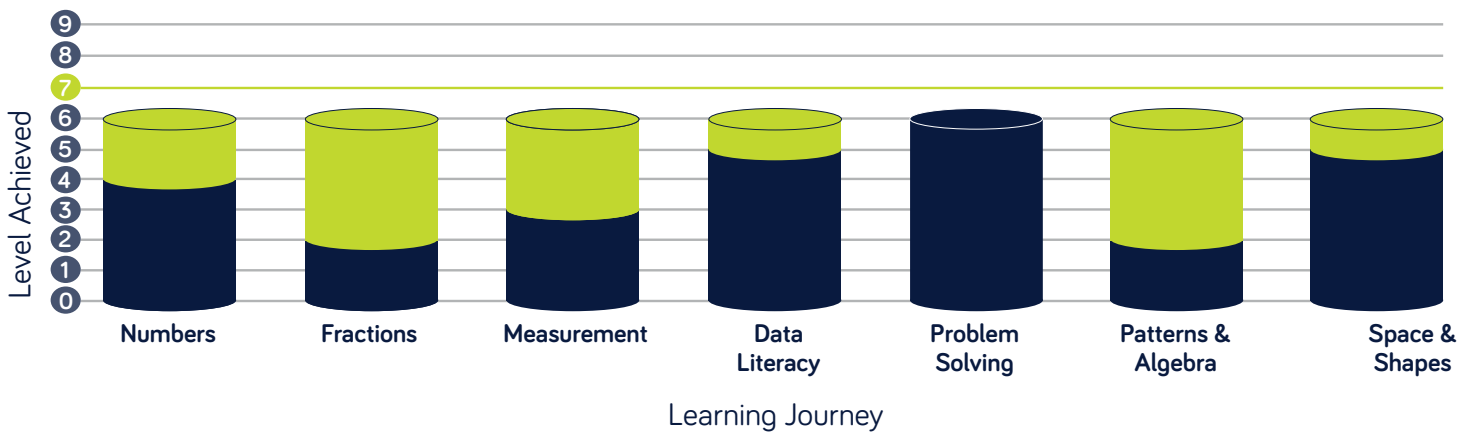
Average Improvement - 2.14 grade levels



Sebastian S.

Re-assessments complete - 143

Average Improvement - 2.00 grade levels



It was pleasing to note the interest from the Head of Mathematics for the district. He was intrigued by the methodology and how technology is being implemented to achieve educational outcomes. We look forward to sharing further progress updates from both schools with the Department of Education.